

# Eden Elementary School Report Card

January 2015

---

This report is designed to give you information on several aspects of the Eden Central School. You will find information about the latest standardized test results, our status relative to school improvement, the qualifications of our teaching staff and how Vermont fared in the 2013 administration of the National Assessment of Educational Progress (NAEP, also called *The Nation's Report Card*).

The information in this report was assembled from publicly-available information. You can access it yourself at [http://education.vermont.gov/new/html/data/state\\_report\\_card.html](http://education.vermont.gov/new/html/data/state_report_card.html) and <http://edw.vermont.gov>.

## STUDENT ACHIEVEMENT ON THE NECAP TEST

Until this year, the New England Common Assessment Program test (NECAP) was given annually to many of our students. Starting in grade 3, the test covers reading, mathematics, writing and science (although all subjects are not tested every year). This section of our report card details the results from the 2013-14 school year, the most recent time the test was given. We are pleased to report that all students who were eligible to take the test, did so.

*About achievement levels:* In all tests, students' scores are ranked in one of four categories (achievement levels). They are:

- Proficient with distinction
- Proficient
- Partially proficient
- Substantially below proficient

*About this section of the report card:* You will find a section for results in reading, mathematics, writing and science. Within each section you will see these results:

- The school's science results compared to those of the state
- How girls' scores compared to boys' scores
- How students who receive free or reduced lunch (FRL) compared to those who do not
- How students with disabilities compared to students who are not on special education plans

*About 2013-14 statewide test results:* We usually compare our test results to the statewide averages. However, this year that is only possible in science. A number of Vermont schools did not use the reading, writing and math NECAP in 2013-14 because they were field testing the test that will replace NECAP. As a result, statewide reading, writing and math averages are not valid for comparison, and the Agency did not publish them.


*About privacy in small schools:* We are always concerned with maintaining the privacy of our students. This presents a challenge when reporting standardized test data. Because data about very small groups could be traced to individual students, the State of Vermont does not release averages for groups smaller than 10 students. This affects several areas of this report, as noted below. For instance, in

writing (which tests only 5<sup>th</sup> grade), we have so few students in special education that their performance cannot be reported separately.


We also do not report categories in which we have few or no students. This includes children classified as non-white, migrants and those for whom English is a second language.

### Reading

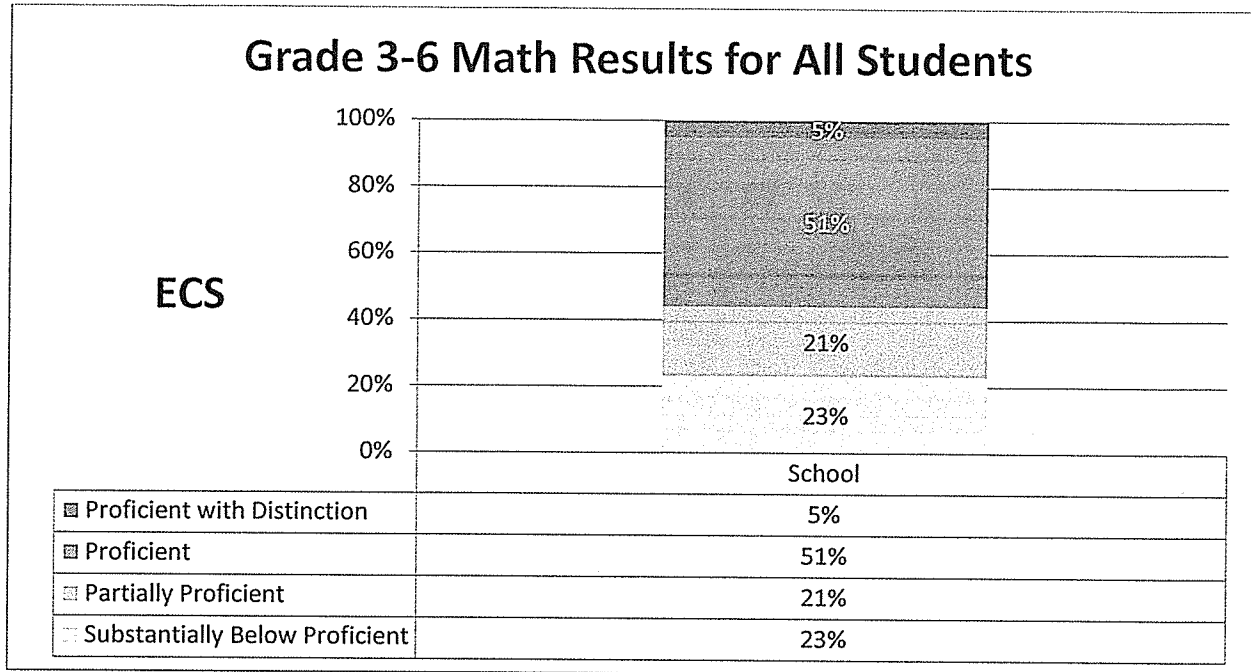
All students in grades 3 through 6 are tested in reading, and all of our students took the test in 2013. As mentioned above, statewide comparisons are available only in science. Students scored as follows:



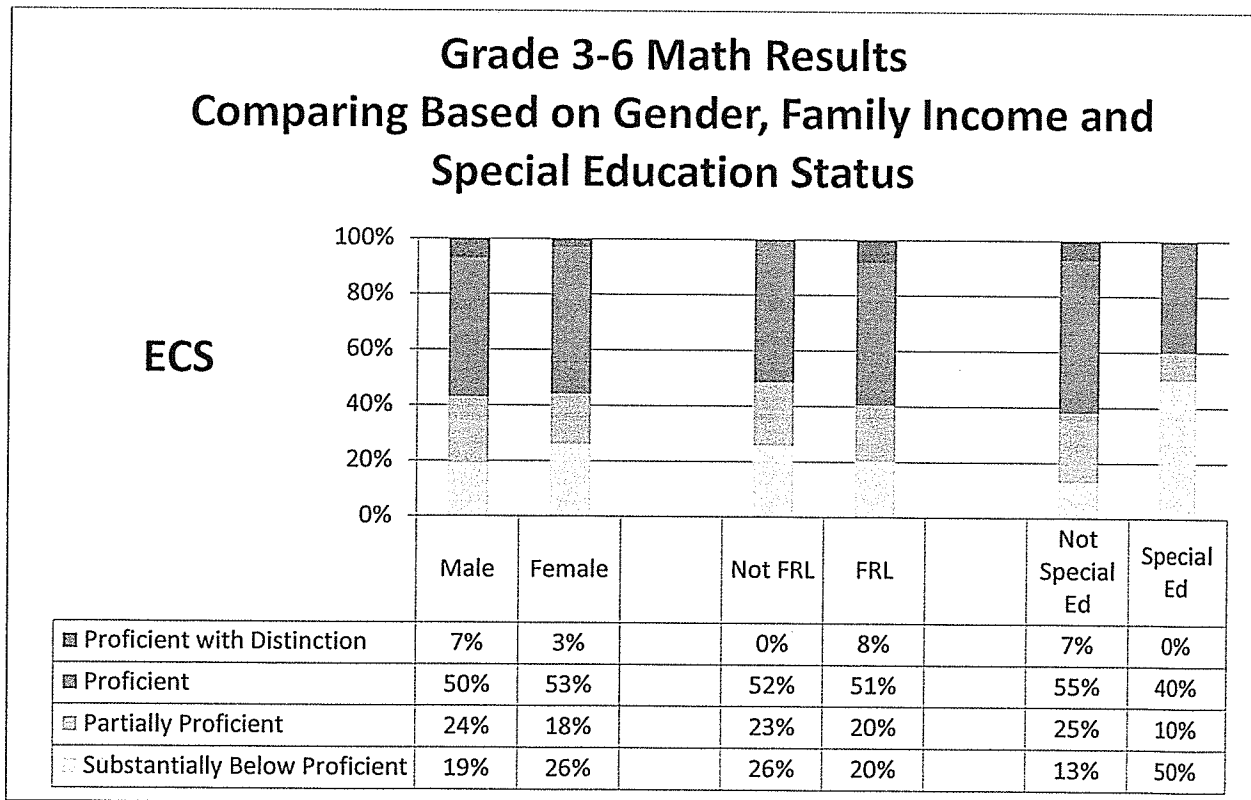
The following chart shows a breakdown by gender, family income, and special education support.



All students in grades 3 through 6 are tested in mathematics, and as in reading, all of our students took the test in 2013. They scored as follows:




The following chart shows a breakdown by gender, family income, and special education support.



## Writing

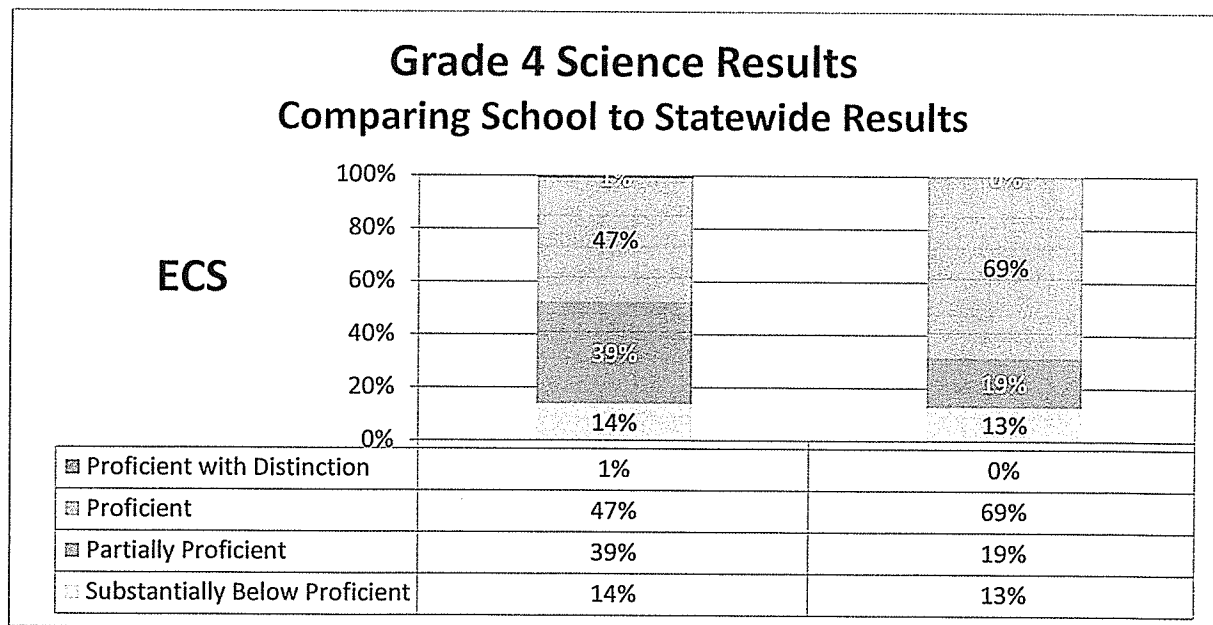
Among the elementary grades, only grade 5 students receive the NECAP writing test.



Because of the low number of fifth graders, we cannot break down performance by gender, for low income students or students with disabilities.

## Science

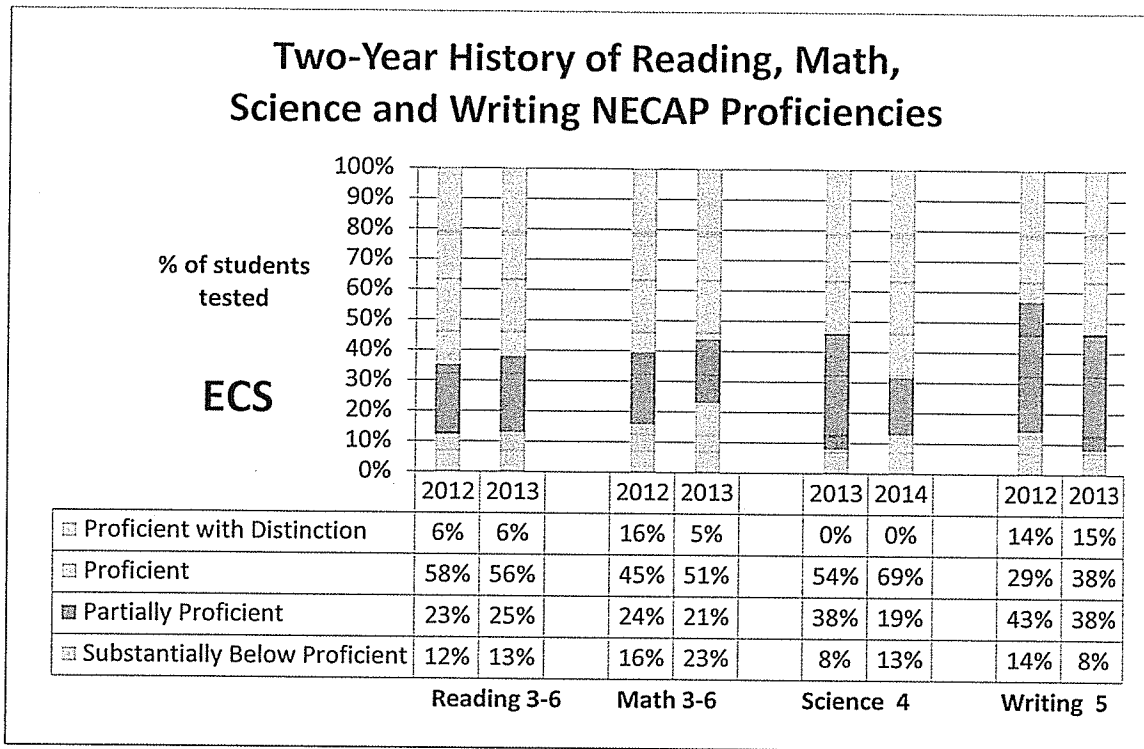
The elementary NECAP science test is administered only in 4<sup>th</sup> grade.



Because of the low number of fourth graders, we cannot break down performance by gender, for low income students or students with disabilities.

**TWO-YEAR TREND**

The following chart illustrates our performance over the past two NECAP tests in the areas of reading, math, science and writing. The most recent NECAP reading, math and writing tests were given in the fall of 2013. The latest science test was in the spring of 2014.



**AYP: THE SCHOOL'S ADEQUATE YEARLY PROGRESS DETERMINATION**

The State of Vermont sets annual goals for student achievement in reading and mathematics. This section details how our students performed in the 2013-14 school year, the most recent accountability data currently available.

When discussing adequate yearly progress, we are rated on a 500 point scale. The annual target is set on that scale, and as of 2014, every child had to test as proficient in order to meet our target. (This is due to the federal No Child Left Behind Act.)

Please note that all of our students, regardless of individual circumstance, took the NECAP on grade level.

<i>ECS</i>	<i>Target score</i>	<i>Average score across all students</i>	<i>Average for students receiving free or reduced lunch</i>	<i>Average for students on IEPs</i>
<i>Reading</i>	500	433	426	350
<i>Mathematics</i>	500	409	410	338

As a result, Eden Elementary is considered to be in year two of corrective action in the areas of reading and mathematics for all students, white students and low-income students. We have been identified as being in need of improvement for four school years including 2014-15.

### HIGHLY-QUALIFIED TEACHERS

The No Child Left Behind Act gives the qualifications teachers are expected to have in order to be considered "highly qualified." We are pleased to report that all of our classes are taught by teachers who are highly qualified.

### NAEP 2013 RESULTS FOR THE STATE OF VERMONT

The National Assessment of Educational Progress (NAEP, also called *The Nation's Report Card*) is the largest continuing and nationally representative assessment of what our nation's students know and can do in core subjects. NAEP is a survey designed to produce national, state, and select urban district level results. Results are *not* reported by individual student, school or school district. Rather, the test is designed to allow comparisons between states and the nation. Our most recent NAEP scores are from 2013.

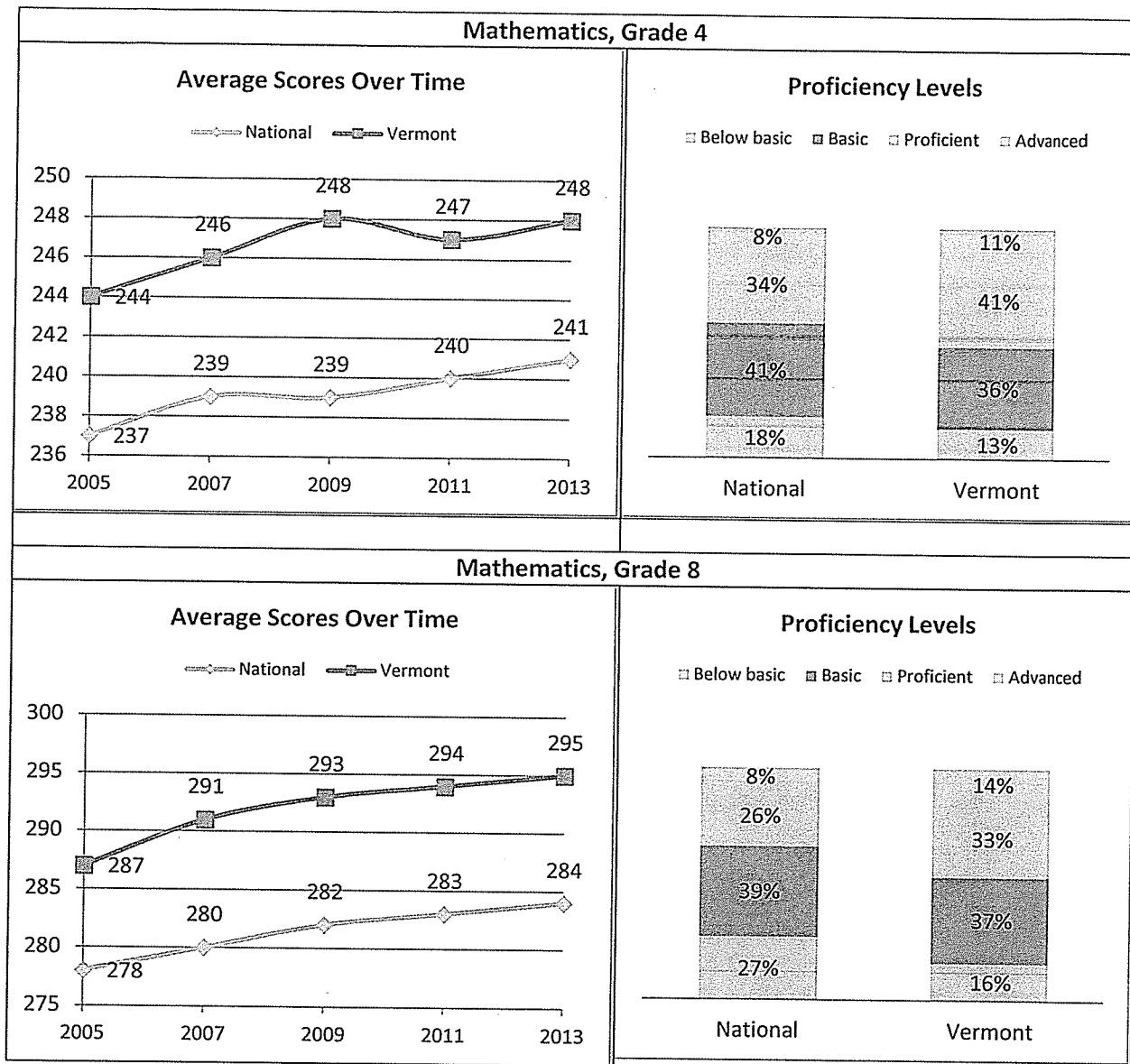
Here are some key facts about the NAEP:

- The test measures student performance nationally and reports changes over time
- It is designed to be representative of the geographical, racial, ethnic, and socio-economic diversity of schools and students in the state.
- It is given every two years, most recently in 2013.
- It is taken by students in grades 4 and 8.
- Students are tested in mathematics and reading.
- Scores are on a scale of 0 to 500.
- Accommodations are given to students with disabilities and for English Language Learners.

Here is a series of graphs that illustrate how Vermont did compared to the entire nation in reading and math, grades 4 and 8 (the only elementary/middle grades tested). Vermont's results compare favorably to the nationwide results. It speaks well of Vermont that we outperformed the nation as a whole on all measures. Our average scores are consistently higher, and more of our students are proficient at each grade level tested.

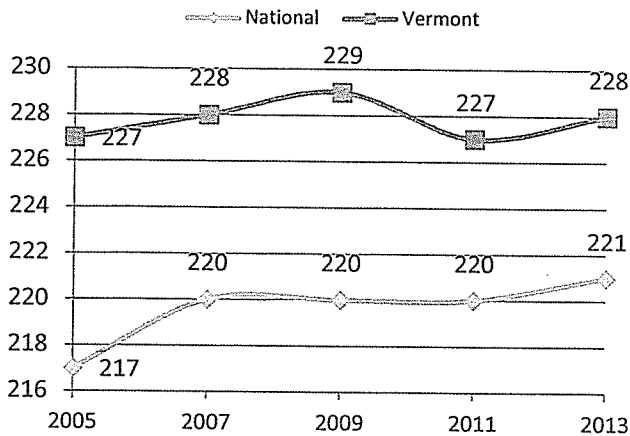
For further information, please see the Vermont Department of Education website at [http://education.vermont.gov/new/html/pgm\\_assessment/data.html#national](http://education.vermont.gov/new/html/pgm_assessment/data.html#national).

All graphs compare Vermont students to public school students nationally.



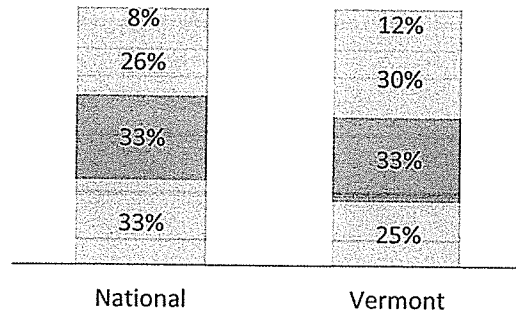
### Reading, Grade 4

#### Average Scores Over Time



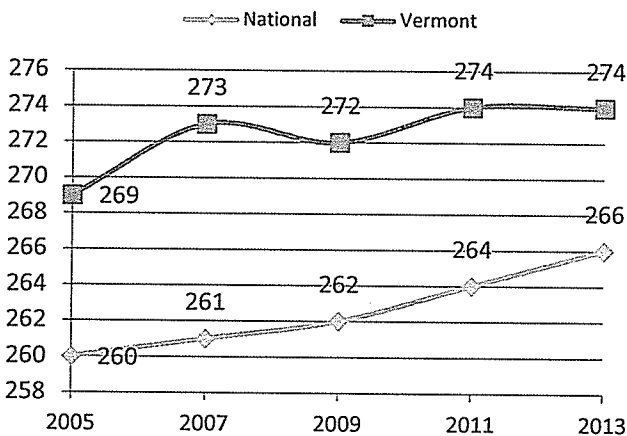
#### Proficiency Levels

Legend: Below basic, Basic, Proficient, Advanced



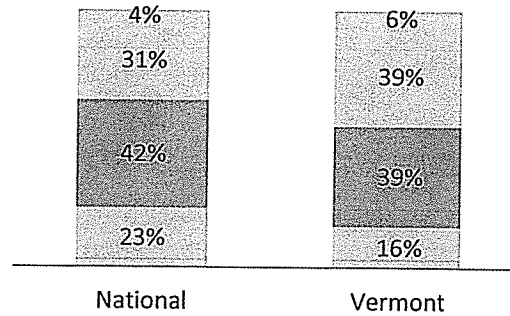
### Reading, Grade 8

#### Average Scores Over Time



#### Proficiency Levels

Legend: Below basic, Basic, Proficient, Advanced



### QUESTIONS

We hope you have found the enclosed information to be helpful. If you have any questions, please contact the Eden Elementary principal, Jeff Lindgren.